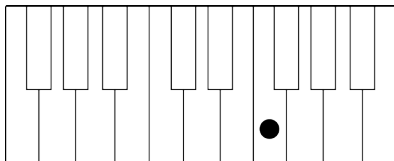
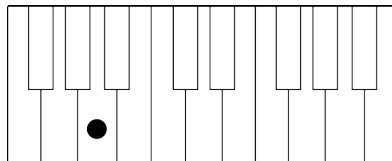


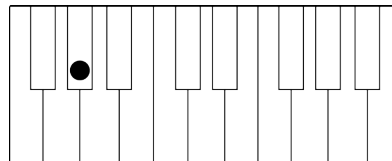
Notes on the Piano, Whole Steps and Half Steps

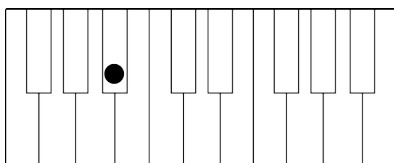
Please review our Theory Anthology chapters 4, 5 and 6 before you start.

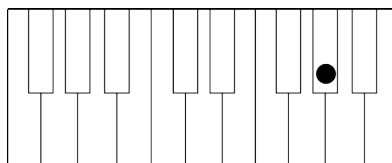
A. Identify the note marked with a dot. If the note is a black key give both possible enharmonically equivalent names (e.g. A# / Bb)

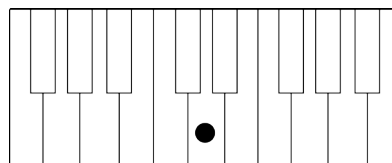


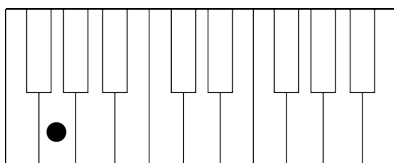


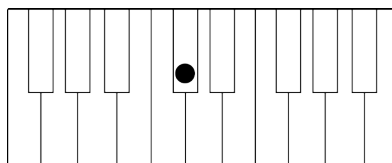


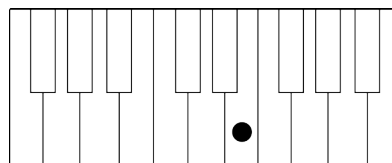






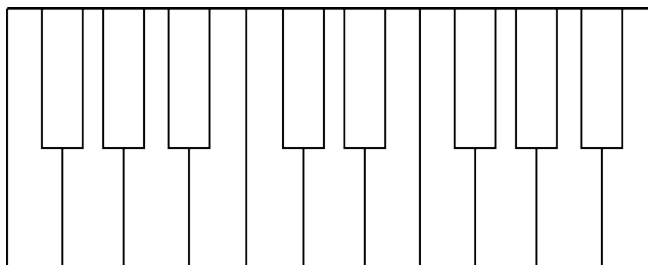




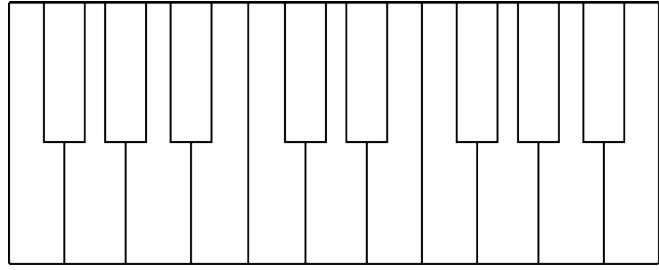


B. Mark three notes on the piano. If there are more than one possible places to mark a note, just pick one. :)

Please mark B \flat , E \flat
and F \sharp .



Please mark B, G
and D \flat .



C. Do these calculations for half steps and whole steps. If the answer has two possible enharmonic spellings (e.g. A \sharp vs. B \flat) just pick one. 😊

- 1) What note is a half step up from A? _____
- 2) What note is a whole step up from F \sharp ? _____
- 3) What note is a whole step up from A \flat ? _____
- 4) What note is a half step down from G? _____
- 5) What note is a whole step down from D \flat ? _____
- 6) What note is a whole step down from F? _____