



The Step Zooooone


Consult our Theory Anthology Ch 19 (pp. 72-74) for details on how to make progressions with ii and IV. Then make these six chord progressions. Add a key signature, and put a bracket under the “step zone.” Don’t forget to raise your leading tones in minor keys.




B \flat : I IV V I




g: i iv V i




B: I ii V I



A: I IV V I



c \sharp : i iv V i



E \flat : I ii V I