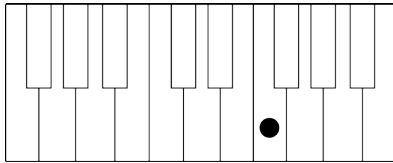
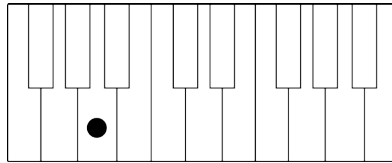


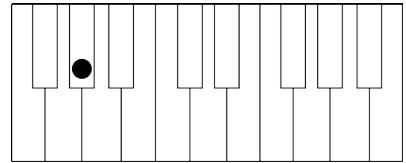
Notes on the Piano

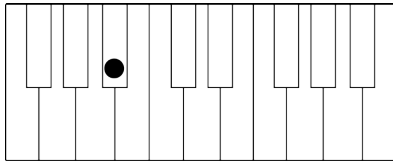
Please review our Theory Anthology chapter 4 before you start.

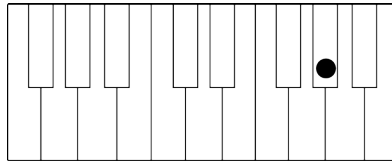
A. Identify the note marked with a dot. If the note is a black key give both possible enharmonically equivalent names (e.g. A# / Bb)

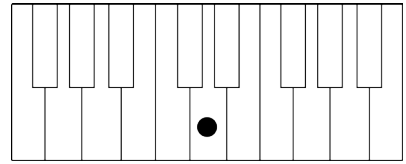


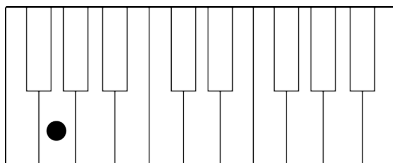


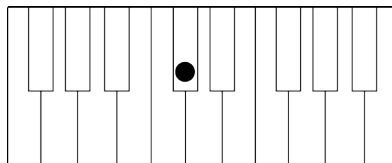


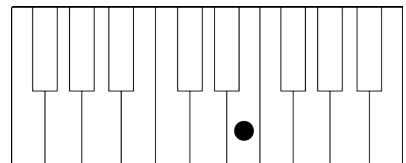






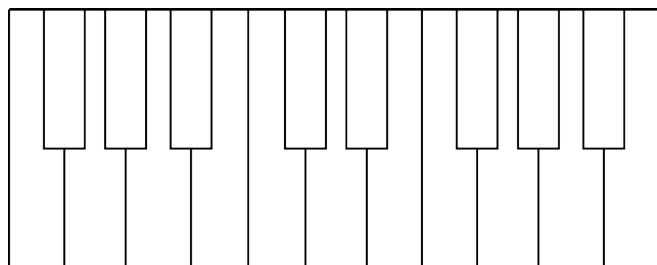






B. Mark three notes on the piano. If there are more than one possible places to mark a note, just pick one. :)

Please mark B \flat , E \flat
and F \sharp .



one more on the back!

Please mark B, G
and D \flat .

